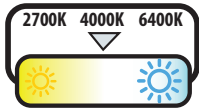



LED SUSPENSION LIGHT

Product&Family Code: 019 053 0024

CONCORDE-24



BLACK

Technical Data

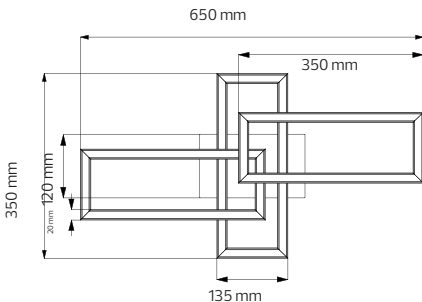
Voltage (V)	180-240
Product Wattage (W)	24
Equivalence with incandescent lamp(W)	192
Colour Render Index (Ra)	>Ra70
Colour Temperature (K)	4000K
Materials	ALUMINIUM + PC
Protection Class	I
Dimmable	No
EEL (Containing Product)	-
Warm-up time up to 60 %of the full light output	Instant Full Light
Luminous Flux (lm)	1200
Luminous Efficacy (lm/W)	50
Rated Life (hrs) ⌚	30.000
IP Rating	20
Power Factor	> 0.5
Beam Angle	120°

Applications

- LED Suspension Light has been specifically designed for use indoors and is ideal for both hospitality and residential lighting.



Technical Drawing



Features

- High Lumen and CRI, Good quality & Constant Current driver.
- High heat dissipation, low carbon and environmental protection.
- SMD LED Lamp Base
- Very low energy consumption

