

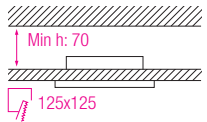
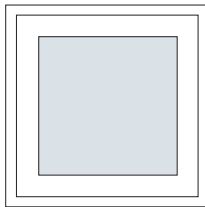
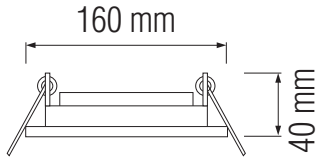
LED DOWNLIGHT

Product&Family Code: 016 015 0012

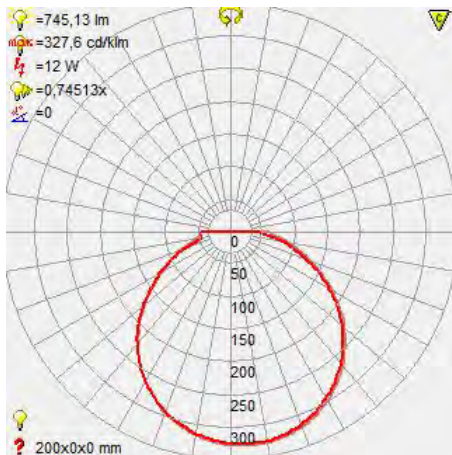
MARIA-12



Technical Drawing



Photometric Diagram



Technical Data

| | |
|--|----------------------------|
| Voltage (V) | 100-265V |
| Product Wattage (W) | 12 |
| Equivalence with incandescent lamp | 96 |
| Colour Render Index (Ra) | >Ra70 |
| Colour Temperature (K) | 3000K / 4200K / 6400K |
| Materials | Aluminium Die Casting Body |
| Protection Class | II |
| Dimmable | No |
| EEI | - |
| Warm-up time up to 60 % of the full light output | Instant Full Light |
| Luminous Flux (lm) | 744 |
| Luminous Efficacy (lm/W) | 62 |
| Rated Life (hrs) ⌚ | 30.000 |
| IP Rating | 20 |
| Power Factor | >0.5 |
| Beam Angle | 120° |
| Starting Time | <0.2s |
| Number of ON-OFF cycling | x15.000 |

Applications

- Airport, Bathroom, Bedroom, Car Park, Cinema, Gallery, Hospital, Hotel, Kitchen, Museum etc.



Features

- High Lumen and CRI, Good quality & Constant Current driver.
- High heat dissipation, low carbon and environmental protection.
- SMD LED Lamp Base.
- Aluminum Die Casting Body

