

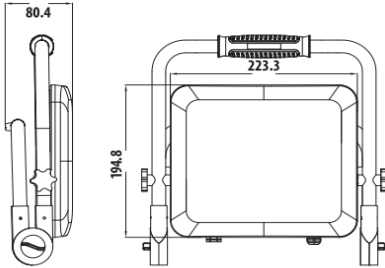
LED WORKLIGHT

Product Code: 068 032 0100

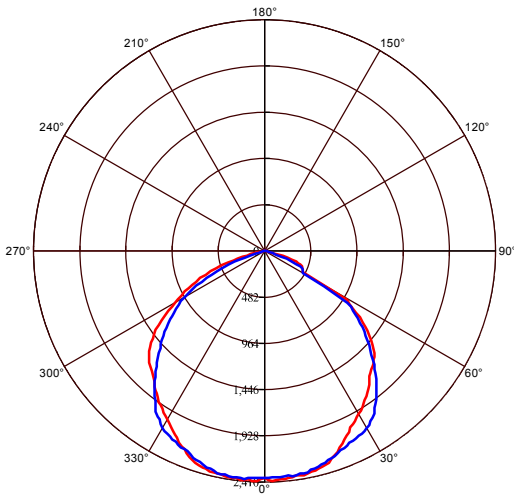
PEGASUS/W-100

BLACK

Technical Drawing




Photometric Diagram


 C0 Plane beam angle(50%) C90 Plane beam angle(50%)

C0 Plane beam angle(50%):111.8(DEG) C90 Plane beam angle(50%):107.9(DEG)

Technical Data

Voltage (V)	100-265V
Product Wattage (W)	100
Equivalence with incandescent lamp(W)	400
Colour Render Index (Ra)	>Ra80
Colour Temperature (K)	6400K
Materials	Aluminium Die Casting Body
Protection Class	I
Dimmable	No
EEI	
Warm-up time up to 60 % of the full light output	Instant Full Light
Luminous Flux (lm)	11700
Luminous Efficacy (lm/W)	117
Rated Life (hrs) ⌚	30.000
IP Rating	65
Power Factor	>0.5
Beam Angle	100°
Starting Time	<0.2s
Number of ON-OFF cycling	x15.000

Applications

- Stadiums, Outdoor



Features

- High Lumen and CRI, Good quality & Constant Current driver.
- High heat dissipation, low carbon and environmental protection.
- SMD LED Lamp Base.
- Very low energy consumption.

