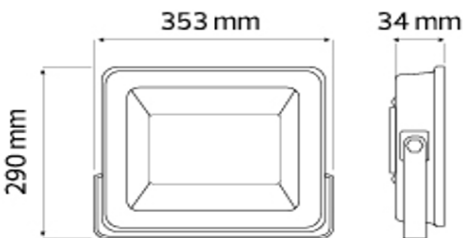


LED PROJECTOR

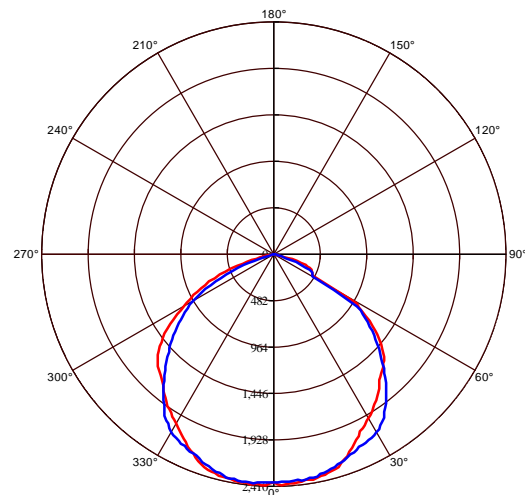
 Product Code: **068 003 0200**
PUMA-200

BLACK

Technical Drawing




Photometric Diagram



C0 Plane beam angle(50%) C90 Plane beam angle(50%)

C0 Plane beam angle(50%):111.8(DEG) C90 Plane beam angle(50%):107.9(DEG)

Technical Data

Voltage (V)	175-250V
Product Wattage (W)	200
Equivalence with incandescent lamp(W)	1600
Colour Render Index (Ra)	>Ra 70
Colour Temperature (K)	6400K
Materials	Aluminium Die Casting Body
Protection Class	I
Dimmable	No
EEI	
Warm-up time up to 60 %of the full light output	Instant Full Light
Luminous Flux (lm)	22200
Luminous Efficacy (lm/W)	111
Rated Life (hrs) ⌚	20.000
IP Rating	65
Power Factor	>0.9
Beam Angle	120°
Starting Time	<0.2s
Number of ON-OFF cycling	x10.000
Working Temperature	-40C / +55C

Applications

- Stadiums, Outdoor



Features

- High Lumen and CRI, Good quality & Constant Current driver.
- High heat dissipation, low carbon and environmental protection.
- SMD LED Lamp Base.
- Very low energy consumption.

