

LED SURFACE LIGHT

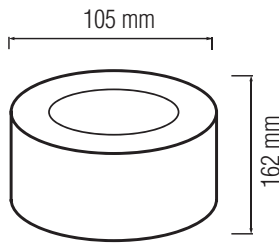
Product&Family Code: 016 043 1005

SANDRA-5/XL



WHITE
BLACK

Technical Drawing




Technical Data

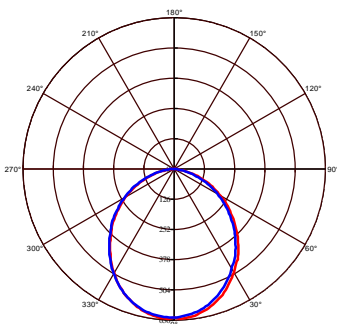
Voltage (V)	185-264V
Product Wattage (W)	5
Equivalence with incandescent lamp	40
Colour Render Index (Ra)	>Ra70
Colour Temperature (K)	4200K
Material	Aluminium
Protection Class	II
Dimmable	No
EEL	-
Warm-up time up to 60 %of the full light output	Instant Full Light
Luminous Flux (lm)	350
Luminous Efficacy (lm/W)	70
Rated Life (hrs) ⌚	30.000
IP Rating	20
Power Factor	>0.5
Beam Angle	100°
Starting Time	<0.2s
Number of ON-OFF cycling	x15.000

Applications

- Airport, Bathroom, Bedroom, Cinema, Gallery, Hospital, Hotel, Kitchen etc.



Photometric Diagram



⊙ C0 Plane beam angle(50%) ⊙ C90 Plane beam angle(50%)
C0 Plane beam angle(50%):101.4(DEG) C90 Plane beam angle(50%):100.9(DEG)

Features

- High Lumen and CRI, Good quality & Constant Current driver.
- High heat dissipation, low carbon and environmental protection.
- SMD LED Lamp Base.

